

KITfanz YR101M-03 Electric Moka Pot with Detachable Base

QUICK BUYER GUIDE



Ideal for espresso lovers seeking a portable, semi-automatic Moka pot for home use



At a Glance Specs



CAPACITY

10.1 fluid ounces for 3 or 6 cups



OPERATION

Single-button semi-automatic control



DIMENSIONS

6.7"D x 5.09"W x 10.2"H



CLEANING

Removable parts for simple handwashing



MATERIAL

Food-grade aluminum with non-stick interior



SAFETY

Boil-dry protection with manual shut-off



PORTABILITY







Detachable base for easy storage and transport









POWER

Plugs into standard electrical outlet







Who It Is For

-  Home baristas making Italian-style coffee
-  Espresso enthusiasts seeking portability
-  Users needing manual temperature control
-  Those preferring non-stick interior ease
-  Cuban coffee makers looking for durability
-  Kitchen novices wanting simple operation

Who It Is Not For

-  Users preferring fully automatic machines
-  Those needing a compact, travel-friendly design
-  Individuals without access to electrical outlets
-  People requiring precise pressure control
-  Users prioritizing instant brewing speeds
-  Those needing built-in milk frothing

Trade Offs to Consider

-  Requires manual operation and user supervision
-  Limited to 3 or 6 cup capacity
-  No built-in temperature display
-  Heavier than stovetop alternatives
-  Slower than modern espresso machines
-  Non-stick coating may wear over time

How It Compares

- Better than stovetop models with boil-dry protection
- Less precise than automatic espresso machines
- More durable than plastic portable brewers
- Slower than modern super-automatic machines
- Easier to clean than traditional Moka pots
- More expensive than basic stovetop versions

Choose This If...

- ✓ You want a portable, semi-automatic Moka pot
- ✓ You need manual temperature control options
- ✓ You prioritize food-grade non-stick materials
- ✓ You prefer detachable base for storage
- ✓ You make Italian or Cuban coffee regularly

Skip This If...

- ✗ You need a compact, travel-friendly design
- ✗ You require fully automatic operation
- ✗ You lack electrical outlet access
- ✗ You want instant brewing speeds
- ✗ You need built-in milk frothing



Learn More



Read our Review

[Electric Espresso Coffee Maker Review: KITfanz Moka Pot for Home Brewing](#)



Visit our YouTube Channel

[Perfect Brew Picks](#)



Visit our Website

perfectbrewpicks.novicelinks.com