

# QIYUEXES QMG02 Manual Coffee Grinder with 48 Settings

## QUICK BUYER GUIDE




Ideal for travelers, campers, and home brewers needing precise grind control

### At a Glance Specs

 **ADJUSTABLE GRIND SETTINGS**  
**48 settings for precise control**

 **CAPACITY**  
**80g beans per batch**

 **BURR TYPE**  
**Ceramic for even grinding**







 **PORTABILITY**  
**Compact 2.95x2.95x7.28-inch design**

 **CLEANING**  
**Detachable parts for easy maintenance**

 **WEIGHT**  
**11 ounces for travel-friendly use**







## Who It Is For

---

-  Home brewers seeking precise grind control
-  Travelers needing compact coffee grinding
-  Camping enthusiasts for on-the-go use
-  Espresso and pour-over coffee lovers
-  Users requiring easy maintenance
-  Those needing multiple grind settings







## Who It Is Not For

---

-  Users preferring electric grinders
-  Those needing high-speed grinding
-  Professional baristas requiring industrial grinders
-  Individuals with limited storage space
-  People needing automatic grinding functions
-  Those prioritizing noise reduction

## Trade Offs to Consider

---

-  Manual operation requires physical effort
-  Limited to 80g per batch
-  No motor for faster grinding
-  Requires regular cleaning maintenance
-  Fewer settings compared to electric models
-  Bulkier than compact electric grinders



## Users Say

---

### ● POSITIVES

- ✓ Precise grind settings for diverse brewing methods
- ✓ Durable ceramic burr for consistent results
- ✓ Portable design for travel and camping
- ✓ Easy assembly and disassembly

---

### ● COMPLAINTS

- ⚠ Limited to 80g per batch
- ⚠ Manual operation can be labor-intensive



## How It Compares

---

- Manual operation vs. electric motor speed
- Adjustable settings vs. pre-set options
- Portability vs. larger electric models
- Ceramic burr vs. stainless steel blades
- Easy cleaning vs. complex maintenance
- Single-jar design vs. dual-jar capacity



## Choose This If...

---

- ✓ Need precise grind control for multiple brewing methods
- ✓ Seek compact travel-friendly design
- ✓ Prioritize easy maintenance and cleaning
- ✓ Want affordable manual grinding solution



## Skip This If...

---

- ✗ Prefer electric grinders for faster operation
- ✗ Require high-speed grinding
- ✗ Need larger batch capacities
- ✗ Prioritize noise reduction



## Learn More

---



### Read our Review

[Manual Coffee Grinder 48 Settings for Espresso & Pour Over](#)



### Visit our YouTube Channel

[Perfect Brew Picks](#)



### Visit our Website

[perfectbrewpicks.novicelinks.com](https://perfectbrewpicks.novicelinks.com)